

Consumer Medicine Information (CMI) summary

The [full CMI](#) on the next page has more details. If you are worried about using this medicine, speak to your doctor or pharmacist.

1. Why am I using ADYNOVATE?

ADYNOVATE contains the active ingredient rurioctocog alfa pegol. ADYNOVATE is used in the management of bleeding episodes in patients with haemophilia A (an inherited bleeding disorder caused by lack of blood clotting factor VIII). ADYNOVATE does not contain von Willebrand factor and is therefore not suitable for treating von Willebrand's disease. For more information, see Section [1. Why am I using ADYNOVATE?](#) in the full CMI.

2. What should I know before I use ADYNOVATE?

Do not use if you have ever had an allergic reaction to ADYNOVATE, octocog alfa (a medicine called ADVATE), or you are allergic to mouse or hamster proteins or any of the ingredients listed at the end of the CMI. Talk to your doctor if you have or have had any other medical conditions, if you have had or at risk of any heart problems, if you take any other medicines, or if you are pregnant or plan to become pregnant or if you are breastfeeding or plan to breastfeed. For more information, see Section [2. What should I know before I use ADYNOVATE?](#) in the full CMI.

3. What if I am taking other medicines?

Tell your doctor or Haemophilia Treatment Centre if you are taking or using any other medicines including any that you get without a prescription from your pharmacy, supermarket, or health food shop. For more information, see Section [3. What if I am taking other medicines?](#) in the full CMI.

4. How will I be given ADYNOVATE?

- ADYNOVATE injection will be prepared and administered by a qualified healthcare professional who is experienced in the care of patients with haemophilia. Some individuals may be trained to use ADYNOVATE at home.
- Your doctor will decide on your dose of ADYNOVATE depending on your condition and body weight.
- The frequency of infusions you receive, and how long you will use ADYNOVATE for, will depend on how well ADYNOVATE is working for you. Your doctor may change the dose you use during your treatment.
- ADYNOVATE is given slowly by injection directly into your veins.
- ADYNOVATE comes in a vial of drug powder and a diluent vial is also supplied. These need to be mixed before use.

More information can be found in Section [4. How do I use ADYNOVATE?](#) in the full CMI.

5. What should I know while using ADYNOVATE?

Things you should do	<ul style="list-style-type: none">• Tell your doctor of Haemophilia Treatment Centre immediately if you notice<ul style="list-style-type: none">- any sudden signs and symptoms of a severe, sudden allergic reaction.- your bleeding is not controlled or worsens after using ADYNOVATE.• Tell any doctors, dentists, or pharmacists you visit that you are using ADYNOVATE or if you are about to have any blood tests.• Keep all your appointments with your doctor and any blood tests.
Things you should not do	<ul style="list-style-type: none">• Do not give your medicine to anyone else, even if they appear to have the same condition as you.• Do not stop using your medicine or change the dosage without checking with your doctor.
Looking after your medicine	<ul style="list-style-type: none">• Keep ADYNOVATE in the pack until it is time to use it so that it is protected from light.• Keep ADYNOVATE in the refrigerator at 2°C to 8°C. Do not freeze.

For more information, see Section [5. What should I know while using ADYNOVATE?](#) in the full CMI.

6. Are there any side effects?

A very common side effect is Headache. Common side effects include dizziness, nausea, diarrhoea, rash, hives. A serious side effect includes severe, sudden allergic reaction with signs or symptoms of rash or hives, wheals, or generalised itching, swelling of the face, lips, tongue or other parts of the body, shortness of breath, wheezing, tightness or discomfort in the chest, and dizziness, which may progress to difficulty in breathing, chest pain and fainting. For more information, including what to do if you have any side effects, see Section [6. Are there any side effects?](#) in the full CMI.

ADYNOVATE

Active ingredient(s): *rurioctocog alfa pegol*

Consumer Medicine Information (CMI)

This leaflet provides important information about using ADYNOVATE. **You should also speak to your doctor or pharmacist if you would like further information or if you have any concerns or questions about using ADYNOVATE.**

Where to find information in this leaflet:

- [1. Why am I using ADYNOVATE?](#)
- [2. What should I know before I use ADYNOVATE?](#)
- [3. What if I am taking other medicines?](#)
- [4. How do I use ADYNOVATE?](#)
- [5. What should I know while using ADYNOVATE?](#)
- [6. Are there any side effects?](#)
- [7. Product details](#)

1. Why am I using ADYNOVATE?

ADYNOVATE contains the active ingredient rurioctocog alfa pegol (a PEGylated human recombinant DNA derived blood clotting factor VIII).

ADYNOVATE is used for the management of congenital haemophilia A (an inherited bleeding disorder caused by a lack of blood clotting factor VIII in the body).

ADYNOVATE is used to:

- control and prevent bleeding episodes,
- routinely prevent and reduce the frequency of bleeding episodes,
- prevent or reduce bleeding before, during and after surgery.

The blood clotting factor VIII is essential for the blood to form clots and stop bleedings. In patients with inherited haemophilia A, there is a low level of factor VIII in the blood circulation.

ADYNOVATE is similar to the blood clotting factor VIII in human blood, and ADYNOVATE works as a replacement therapy so that blood can form clots at the site of bleeding.

ADYNOVATE is produced by recombinant DNA technology and has been modified chemically to prolong its duration of action.

This medicine helps to control your condition but does not cure it.

Ask your doctor if you have any questions about why this medicine has been prescribed for you.

Your doctor may have prescribed it for another reason.

2. What should I know before I use ADYNOVATE?

Warnings

Do not use ADYNOVATE if:

- you have ever had an allergic reaction to ADYNOVATE, or octocog alfa (a medicine called ADVATE),

- you are allergic to mouse or hamster proteins or if you have a known allergy to medicines of mouse or hamster origin,
- you are allergic to any of the ingredients listed at the end of this leaflet.

Always check the ingredients to make sure you can use this medicine.

Check with your doctor if you:

- have or have had any other medical conditions.
- have had, or at risk of, any heart problems or conditions involving the blood vessels.
- are on a controlled sodium diet.

ADYNOVATE may increase the risk of abnormal blood clots forming in your body if you have risk factors for developing blood clots.

During treatment, you may be at risk of developing certain side effects. It is important you understand these risks and how to monitor for them. See additional information under Section [6. Are there any side effects?](#)

Pregnancy and breastfeeding

Check with your doctor if you are pregnant or intend to become pregnant. There is no information on the use of ADYNOVATE during pregnancy. Your doctor will discuss the risks and benefits of using ADYNOVATE if you are pregnant.

Talk to your doctor if you are breastfeeding or intend to breastfeed. It is not known if ADYNOVATE passes into your milk and if it can harm your baby. Your doctor will discuss the risks and benefits of using ADYNOVATE if you are breastfeeding.

3. What if I am taking other medicines?

Tell your doctor or Haemophilia Treatment Centre if you are taking any other medicines, including any medicines, vitamins or supplements that you buy without a prescription from your pharmacy, supermarket or health food shop.

There are no known interactions of ADYNOVATE with other medicines.

Your doctor or Haemophilia Treatment Centre have more information on medicines to be careful with or avoid if you have concerns.

4. How do I use ADYNOVATE?

How much to use

- Follow all directions given to you by your doctor carefully. They may differ from the information contained in this leaflet.
- Your doctor will decide how much ADYNOVATE you use.
- Your dose will depend on:
 - your body weight,
 - the amount of factor VIII your body is able to make,
 - how much, how often and where you are bleeding,
 - if your body have built up antibodies to ADYNOVATE.

How to use ADYNOVATE

- Treatment with ADYNOVATE will be started in a hospital or Haemophilia Treatment Centre and supervised by your doctor who is experienced in the care of patients with haemophilia.
- After starting ADYNOVATE treatment, some individuals may be trained to use ADYNOVATE at home.
- ADYNOVATE is given by slow injection directly into your vein.

Do not attempt to inject ADYNOVATE by yourself unless you have received proper training by your doctor or Haemophilia Treatment Centre on how to use the product.

Preparing ADYNOVATE

- ADYNOVATE is provided as a powder in a vial, and a diluent vial containing water for injections is also supplied in the pack. These vials need to be mixed together to form a clear solution before use.
- Follow carefully the step-by-step instructions at the end of this leaflet or in the pack insert on how to prepare and inject ADYNOVATE.
- Do not mix ADYNOVATE with any other medicines or solvent other than the water for injections diluent supplied with the pack.
- Use only the reconstitution device provided with each pack to prepare the solution for injection.
- After mixing the powder and the diluent, use the solution immediately. If the solution is not used straight way, you can keep the solution for a maximum of 3 hours when stored at room temperature (below 30°C).
- Do not refrigerate the solution after it is prepared.
- ADYNOVATE is for single use in one patient only.
- Dispose of all unused solution, empty vials, and used needles and syringes into a sharps bin.

The step-by-step instructions can be found under Section [8. Instructions for use](#).

If you are unsure about how to prepare the medicine for use, contact your doctor or Haemophilia Treatment Centre.

Inspecting ADYNOVATE

- Always inspect ADYNOVATE before use and after it has been mixed.
- After mixing, the solution should be clear to colourless, and free from foreign particles.
- Do not inject the solution if it is discoloured, or cloudy, or contains particles.

How often to use ADYNOVATE

Your doctor will tell you how often or at what intervals you will receive the injection.

The frequency of injections you receive, and how long you will use ADYNOVATE for, will depend on how well ADYNOVATE is working for you.

Continue using ADYNOVATE for as long as your doctor tells you. Usually, the replacement therapy with ADYNOVATE is a life-long treatment.

If you forget to use ADYNOVATE

Do not inject a double dose to make up for the forgotten dose.

If you inject a double dose, this may increase the chance of you getting an unwanted side effect.

If you are not sure what to do, ask your doctor or Haemophilia Treatment Centre.

If you use too much ADYNOVATE

If you think that you have used too much ADYNOVATE, you may need urgent medical attention.

You should immediately:

- contact your doctor or Haemophilia Treatment Centre, or
- go to the Emergency Department at your nearest hospital, or
- phone the Poisons Information Centre by calling **13 11 26** (if you are in Australia), or by calling **0800 764 766** (if you are in New Zealand).

You should do this even if there are no signs of discomfort or poisoning.

5. What should I know while using ADYNOVATE?

Things you should do

- Tell your other doctors, dentists and pharmacists you are using this medicine.
- If you are about to have any blood tests, tell your doctor that you are using ADYNOVATE.
- Keep all your doctor's appointments so that your progress can be checked. Your doctor may do some blood tests before you start your treatment and from time to time during your treatment to monitor your progress.
- Follow all instructions from your doctor. Your doctor may change the dose you use using your treatment.

Tell your doctor and/or Haemophilia Treatment Centre straight away if you notice:

- any sudden signs and symptoms of a severe allergic response.
- your bleeding is not controlled or worsens after using ADYNOVATE.

See additional information under Section [6. Are there any side effects?](#)

Things you should not do:

- Do not give your medicine to anyone else, even if they appear to have the same condition as you.
- Do not use ADYNOVATE to treat any other complaints unless your doctor tells you to.
- Do not stop using ADYNOVATE unless advised by your doctor or healthcare professional or unless you have an allergic reaction.
- Do not change the dosage without checking with your doctor.
- Do not use ADYNOVATE after the expiry date which is printed on the label after the word 'EXP'. The expiry date refers to the last day of the month.

Driving or using machines

Be careful before you drive or use any machines or tools until you know how ADYNOVATE affects you.

ADYNOVATE is not expected to have an influence on your ability to drive and use machines.

Looking after your medicine

- Keep ADYNOVATE in the pack until it is time to use it. This will protect the medicine from light.
- Keep ADYNOVATE in the refrigerator at 2°C to 8°C in a refrigerator. Do not freeze.
- If necessary, you can keep ADYNOVATE out of the refrigerator for a single 3-month period when stored in the original packaging in a cool dry place at room temperature (below 30°C). The date that the product is removed from the refrigerator should be recorded on the carton.
- Do not return the medicine to the refrigerator after it has been stored at room temperature.
- Do not use any ADYNOVATE that has been out of the refrigerator for more than 3 months.

Follow the instructions in the carton on how to take care of your medicine properly.

Keep ADYNOVATE out of reach of children.

Getting rid of any unwanted medicine

Medicines should not be disposed of via wastewater or household waste.

If your doctor tells you to stop using this medicine, or if the medicine is out of date, or if the medicine has not been stored properly, ask your doctor or Haemophilia Treatment Centre what to do with any unwanted medicine that is left over.

6. Are there any side effects?

All medicines can have side effects. If you do experience any side effects, most of them are minor and temporary. However, some side effects may need medical attention.

See the information below and, if you need to, ask your doctor or pharmacist if you have any further questions about side effects.

Less serious side effects

Less serious side effects	What to do
<p>Very common:</p> <ul style="list-style-type: none">• headache <p>Common:</p> <ul style="list-style-type: none">• dizziness• nausea• diarrhoea• rash• hives <p>Uncommon:</p> <ul style="list-style-type: none">• flushing• redness of the eye• allergic reactions• easily bruising or bleeding due to development of factor VIII inhibitors• increase in some type of white blood cells• skin reactions at site of injection• itchy rash	<p>Speak to your doctor or Haemophilia Treatment Centre if you have any of these less serious side effects and they worry you.</p>

Serious side effects

Serious side effects	What to do
<p>Uncommon:</p> <ul style="list-style-type: none">• severe, sudden allergic reaction which may progress to anaphylaxis including shock <p>Signs or symptoms of an allergic response include:</p> <ul style="list-style-type: none">• rash, hives, wheals, or generalised itching,• swelling of your face, lips and tongue or any parts of the body,• shortness of breath, wheezing, difficulty in breathing,• tightness or discomfort in the chest, chest pain,• dizziness and fainting.	<p>Stop the injection immediately.</p> <p>Call your doctor or Haemophilia Treatment Centre straight away, or go straight to the Emergency Department at your nearest hospital if you notice any of these serious side effects.</p>

Your body can make antibodies (also called "inhibitors") against ADYNOVATE, which may stop ADYNOVATE from working properly. Signs or symptoms may include easily bruising or bleeding, swelling and pain or tightness in joints.

Tell your doctor, Haemophilia Treatment Centre, or pharmacist if you notice anything else that may be making you feel unwell.

Other side effects not listed here may occur in some people.

Reporting side effects

After you have received medical advice for any side effects you experience, you can report side effects to the Therapeutic Goods Administration online at www.tga.gov.au/reporting-problems (if you are in Australia), or to Medsafe online at <https://www.medsafe.govt.nz/safety/report-a-problem.asp> (if you are in New Zealand).

By reporting side effects, you can help provide more information on the safety of this medicine.

Always make sure you speak to your doctor, Haemophilia Treatment Centre, or pharmacist before you decide to stop using any of your medicines.

7. Product details

What ADYNOVATE contains

This medicine is only available with a doctor's prescription.

Powder in a vial

Active ingredient (main ingredient)	rurioctocog alfa pegol
Other ingredients (inactive ingredients)	calcium chloride dihydrate glutathione histidine mannitol polysorbate 80 sodium chloride trehalose dihydrate trometamol

Diluent in a vial

Other ingredients (inactive ingredients)	water for injections
---	----------------------

Do not take this medicine if you are allergic to any of these ingredients.

What ADYNOVATE looks like

ADYNOVATE is supplied as a white to off-white powder in a single-dose glass vial.

Each pack of ADYNOVATE contains:

- 1 drug powder vial of ADYNOVATE
- 1 diluent vial of water for injections (either a 5 mL diluent or a 2 mL diluent is provided to dissolve the powder for injection)
- 1 reconstitution device (either BAXJECT II Hi-Flow or a pre-assembled BAXJECT III system is provided for mixing the powder and diluent).

ADYNOVATE is available in 7 strengths:

- ADYNOVATE 250 IU (5 mL or 2 mL) - AUST R 273517
- ADYNOVATE 500 IU (5 mL or 2 mL) - AUST R 278727
- ADYNOVATE 750 IU (5 mL or 2 mL) - AUST R 300850
- ADYNOVATE 1000 IU (5 mL or 2 mL) - AUST R 278728
- ADYNOVATE 1500 IU (5 mL or 2 mL) - AUST R 300851
- ADYNOVATE 2000 IU (5 mL) - AUST R 278729
- ADYNOVATE 3000 IU (5 mL) - AUST R 300852

Not all presentations may be marketed.

Who distributes ADYNOVATE

ADYNOVATE is supplied in Australia by:

Takeda Pharmaceuticals Australia Pty Ltd
Level 39, 225 George Street
Sydney NSW 2000
Australia
Telephone: 1800 012 612

www.takeda.com/en-au

ADYNOVATE is supplied in New Zealand by:

Takeda New Zealand Pty Limited
Level 10, 21 Queen Street
Auckland 1010
New Zealand
Telephone: 0508 169 077

www.takeda.com/en-au

This leaflet was prepared in April 2023.

ADYNOVATE® is a registered trademark of Baxalta Incorporated.

TAKEDA® and the TAKEDA Logo® are registered trademarks of Takeda Pharmaceutical Company Limited.

ADYNOVATE

8. Instructions for use

IMPORTANT

- **Contact your doctor or Haemophilia Treatment Centre if you have any questions or if you experience any problems following this instruction guide.**
- These instructions are intended only as a visual aid for those patients who have been trained by their doctor or Haemophilia Treatment Centre on the proper way to self-inject the medicine.
- **Do not attempt to inject ADYNOVATE by yourself unless you have received proper training by your doctor or Haemophilia Treatment Centre on how to use the product.**
- Use only the water for injections (diluent) and the reconstitution device provided in the pack to prepare the solution for injection.
- If more than one vial of ADYNOVATE is needed for the dose, mix each vial of ADYNOVATE using a separate BAXJECT II Hi-Flow or a separate preassembled BAXJECT III system supplied in each pack.
- **Follow the step-by-step instructions that is specific to the reconstitution device supplied with your ADYNOVATE.**
- After preparing ADYNOVATE, use the solution as soon as possible, within 3 hours after mixing.
- Always inspect ADYNOVATE before use and after it has been mixed. After mixing, the solution should be clear to colourless.
- **Do not use the solution if it is discoloured, or cloudy, or contains particles.**

Preparing ADYNOVATE using aseptic technique

In a quiet place, prepare a clean surface and gather all the materials you will need for the injection.

Remove ADYNOVATE from the refrigerator and check the expiry date on the package.

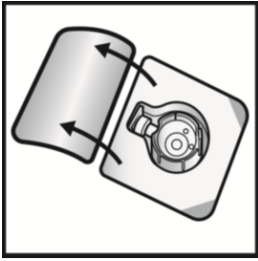
Wash your hands and put on clean exam gloves.

If you are self-injecting at home the use of gloves is optional.

Using the BAXJECT II Hi-Flow device

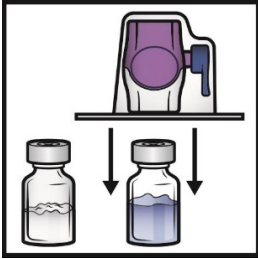
1. Use aseptic technique (clean and germ free) and a flat work surface during the reconstitution procedure.
2. Allow the ADYNOVATE powder and diluent vials to reach room temperature before use.
3. Remove plastic caps from the ADYNOVATE powder and diluent vials.
4. Cleanse rubber stoppers with an alcohol wipe and allow to dry before use.
5. Open the BAXJECT II Hi-Flow device package by peeling away the lid, without touching the inside (Figure A). Do not remove the device from the package.

Figure A



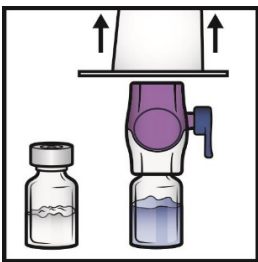
6. Turn the package over. Press straight down to fully insert the clear plastic spike through the diluent vial stopper (Figure B).

Figure B



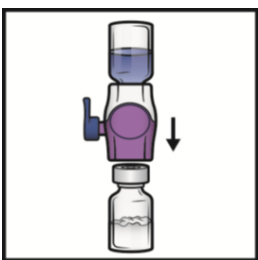
7. Grip the BAXJECT II Hi-Flow package at its edge and pull the package off the device (Figure C). Do not remove the blue cap from the BAXJECT II Hi-Flow device. Do not touch the exposed purple plastic spike.

Figure C



8. Turn the system over so that the diluent vial is on top. Quickly insert the purple plastic spike fully into the ADYNOVATE powder vial stopper by pushing straight down (Figure D). The vacuum will draw the diluent into the ADYNOVATE powder vial.

Figure D



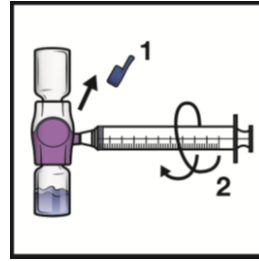
9. Swirl gently until the ADYNOVATE powder is completely dissolved. The powder should dissolve rapidly (usually in less than 1 minute).

Do not refrigerate the solution after reconstitution.

Administration

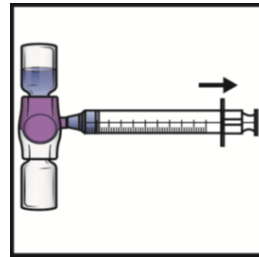
1. Remove the blue cap from the BAXJECT II Hi-Flow device (Figure E). Connect the syringe to the BAXJECT II Hi-Flow. Use of a Luer-lock syringe is recommended.

Figure E



2. Turn the system upside down (ADYNOVATE powder vial now on top). Draw the reconstituted solution into the syringe by pulling the plunger back slowly (Figure F). Do not draw air into the syringe.

Figure F



3. Disconnect the syringe; attach a needle suitable for intravenous injection. If more than one vial of ADYNOVATE is to be used, the contents of multiple vials may be drawn into the same syringe.
4. Administer the dose by injecting the solution directly into the vein over a period of up to 5 minutes (maximum infusion rate of 10 mL per min).

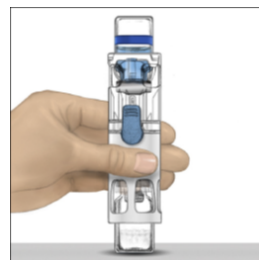
Using the BAXJECT III system

The ADYNOVATE powder vial and the diluent vial are supplied preassembled with the BAXJECT III reconstitution device within a sealed blister package.

Do not use if the lid is not completely sealed on the blister packaging.

1. Take the sealed blister out from the pack and allow the ADYNOVATE powder and diluent vials to reach room temperature before use.
2. Open the blister package by peeling away the lid. Remove the preassembled BAXJECT III system from the blister.
3. Place the pre-assembled BAXJECT III system on a flat surface with the diluent vial on top (Figure 1). The diluent vial has a blue stripe. Do not remove the blue cap until instructed in a later step.

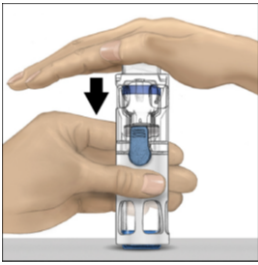
Figure 1



4. Hold the lower end of the pre-assembled BAXJECT III system with one hand, and use the other hand to press down firmly on the diluent vial until the system is fully collapsed and the diluent flows down into the ADYNOVATE powder vial (Figure 2). Do not tilt the

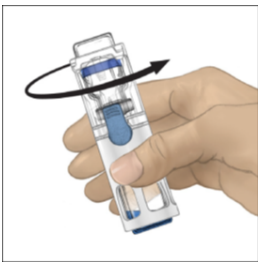
system until all the diluent is completely transferred to the ADYNOVATE powder vial.

Figure 2



5. Check to make sure the diluent transfer is complete. Swirl gently until all the ADYNOVATE powder is dissolved (Figure 3). The powder should dissolve rapidly (usually in less than 1 minute).

Figure 3



Make sure all the ADYNOVATE powder is completely dissolved, otherwise the undissolved powder will not pass through the device filter.

Do not refrigerate the solution after reconstitution.

Administration

1. Remove the blue cap from the BAXJECT III device. Connect the syringe to the BAXJECT III device. Use of a Luer-lock syringe is recommended.
2. Turn the system upside down (ADYNOVATE powder vial now on top). Draw the reconstituted solution into the syringe by pulling the plunger back slowly. Do not draw air into the syringe.
3. Disconnect the syringe; attach a needle suitable for intravenous injection. If more than one vial of ADYNOVATE is to be used, the contents of multiple vials may be drawn into the same syringe.
4. Administer the dose by injecting the solution directly into the vein over a period of up to 5 minutes (maximum infusion rate 10 mL per min).

ADYNOVATE® and BAXJECT® are registered trademarks of Baxalta Incorporated.

TAKEDA® and the TAKEDA Logo® are registered trademarks of Takeda Pharmaceutical Company Limited.